

## PARENTS INFORMATION

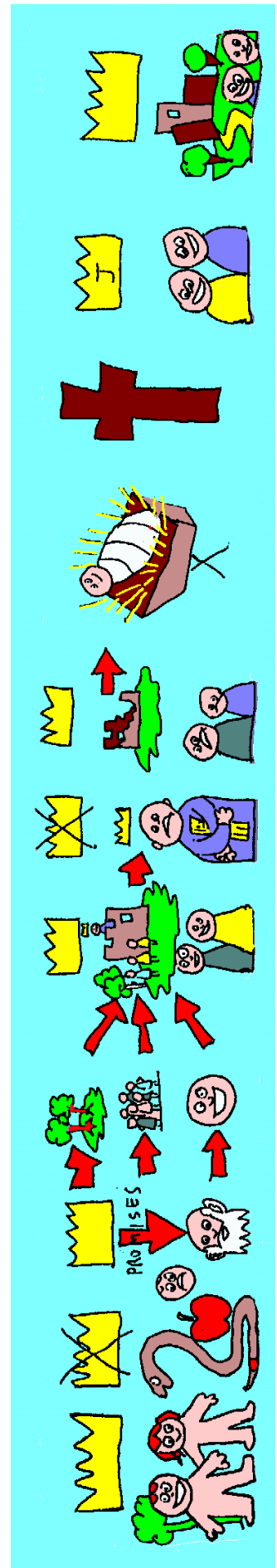
Welcome to The King, The Snake and The Promise – working through key Bible stories in 10 easy sessions

For most of us, the fact that the Bible has a storyline that spans from Genesis to Revelation wasn't something we picked up in Sunday School! In fact, the average Christian will be hard pressed to remember if Abraham comes before David, or Noah and his famous Ark came before or after Samson and Solomon. The bits and pieces of bible stories are all there - but how do they fit together? This is what our sessions aim to cover!

Each session has a passage of the Bible you can read together with your child and then some ideas of activities and thoughts you can chat about.

The banner which goes alongside this set of teaching is KEY as it enables the children to tell the story pictorially and gives them a reminder of the previous stories. You can either do this on material (and cut the pieces out of felt) or you could print the pictures and cut them out and stick them onto a long piece of wallpaper, or in a book, or get your child to draw them – it's up to you!

Original material produced by Phil and Louise Campbell including the banner pictures. Adaptations have been made to make it age specific. Additional activities have been provided by [SundaySchoolResources.co.uk](http://SundaySchoolResources.co.uk) All permissions have been sought and granted.



# LESSON 8

## The Death of the King

### Aim

The aim of this lesson is to explain the significance of the death of Jesus in our place. The concept of "swapping" or exchanging things is introduced in the opening activity - most children will seek to "swap" for things they like better. Jesus has done the opposite by taking the punishment WE deserved!

### Resources

You'll need a range of small items that includes ONE THING that's very desirable. For example...

A pen, a salt shaker, a small chocolate Easter egg (unopened), an old hat, a sock, a small toy, a paper aeroplane, a small stone.

Have these items hidden in a paper bag or other suitable container.

### Review

Once again, look back through the whole banner. This time, YOU take a turn at explaining what each item represents. Try to involve your child by occasionally "forgetting" and asking for help.

### Activity

This game requires a few people so grab the rest of your family to get involved!

Take 1 item out of the bag at a time and give it to a family member, keep doing it until each family member has a couple of items.

Now, tell the family that they can swap if they want to, talk about how we negotiate a swap and discourage snatching things. Remember that the point of the game is to only swap if you want to so even if you end up with the good item (e.g. chocolate) then you don't have to swap just because your child asks you to.

# Storytime

## a) The art of Swapping

We just played a swapping game. I hope you're all happy with how it ended up. I wonder what you were thinking when you were trying to swap? I wonder what you really WANTED to swap for. [ASK FOR SOME FEEDBACK HERE... lead to the conclusion that MOST PEOPLE LIKE TO SWAP FOR SOMETHING THEY LIKE BETTER. Not many people would swap a chocolate egg for a dirty old stone!]

We all like swapping something bad for something better, don't we? And if you've got the best thing, you don't really want to swap it for ANYTHING.

Not many people would really want to swap something GOOD for something BAD.

But I want to tell you today about someone who did. And it's a very surprising story. It's about the King we learned about last week. [Ask WHO WAS THAT? ... Jesus]

Jesus did all sorts of wonderful things. Things that only the Son of God could do. He made sick people better, he stopped storms - and he taught people about God. But the most important thing he did was that he SWAPPED SOMETHING.

## b) Review - The Theme of Sin

You know, all through the story of the Bible, there's one thing we've noticed. And that's the way people kept on disobeying God.

It happened in the garden with Adam and Eve. It happened in the new land God gave the people of Israel. And it happens with you and me too. Somehow we just can't help ourselves. We want to do things our way instead of God's way. That's what the bible calls SIN.

Everyone sins. Except for one person. There was only one person who never sinned, who always did things God's way. And that was Jesus. Jesus was the only person who didn't deserve to be punished by God. And everyone else did.

Well, listen to the story of what happened; it's a sad story. But in another way, it's the best story you could ever hear.

The rulers of Israel didn't like Jesus very much; in fact, they hated him. Because Jesus kept saying he was the Son of God. And that made them feel very nervous. So they decided they had to get rid of him. They decided to kill him. So they told everyone Jesus was a criminal, and they arranged for the Roman Soldiers to arrest him. And they whipped him, and they hit him. And in the end, they took him outside, and they nailed him onto a wooden cross with spikes through his hands and his feet. And he died.

Jesus was the one person in the world who never did anything wrong. And they killed him as if he was a criminal. Because that's what they did with criminals back then. They nailed them on crosses to die. But you know, the Bible says it was all part of a plan. The plan was, by dying on the cross like a criminal, Jesus was doing a SWAP. But it was a swap for something REALLY BAD; really bad for him, and really good for us. **Because when he was hanging on the cross, it was just as if Jesus was being punished by God. He wasn't being punished for the things HE did wrong. He was being punished for OTHER PEOPLE'S SINS. People like you and me.**

It's a funny sort of swap, isn't it? Just imagine you were in terrible trouble with your mum and dad. Imagine you'd done something terribly, terribly bad. And imagine you had a big brother, and when dad came in all angry about what you'd done, imagine your big brother saying, "Be angry with me instead." And taking your punishment for you.


You know what sort of swap that is? It's a LOVING SWAP. Instead of being selfish like we were at the start, it's swapping for something bad for you - so everyone else can get something good. That's what Jesus did. He took our punishment from God, so we can be forgiven.

Well, next week's the exciting part. Because even though they killed Jesus on the cross, that's not the end of the story. And there's something even better about to happen!


## Banner

This is the simplest, and most striking, banner piece. Glue the cross in a suitable place. ASK "Why do you think we're gluing a cross here?" Discuss and revise the lesson. What was Jesus swapping?





## Lesson 8 - The Cross



## Cross Craft Activity

You will need -

Masking tape

Thick card

Paint

Paintbrush

To do -

Make a cross shape with two pieces of masking tape in the middle of the cardboard, stick them down gently.

Allow your child to paint the whole of the cardboard, encourage them to stick to bright colours but whatever pattern they want - they could use a paintbrush, fingerprints, handprints, sponges etc.

Set aside to dry.

Once the paint has dried, peel off the masking tape to reveal the plain white shape of the cross.

Put it up somewhere you can see it to remind your child of the story.