

## PARENTS INFORMATION

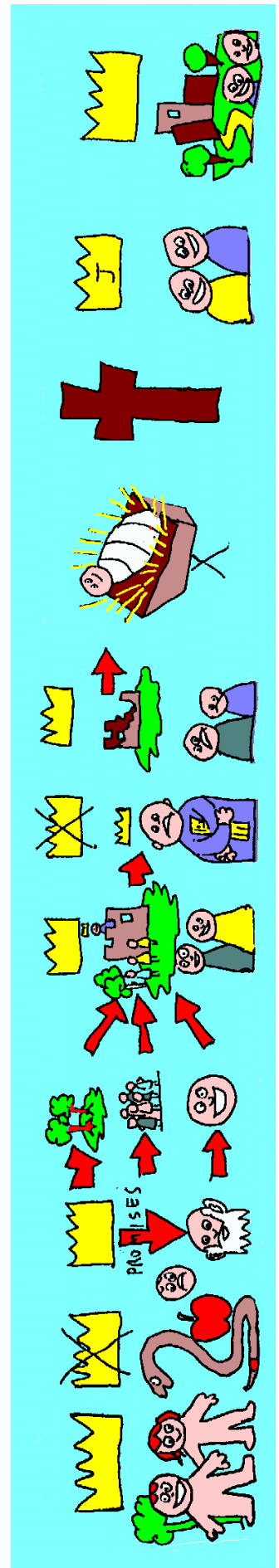
Welcome to The King, The Snake and The Promise – working through key Bible stories in 10 easy sessions

For most of us, the fact that the Bible has a storyline that spans from Genesis to Revelation wasn't something we picked up in Sunday School! In fact, the average Christian will be hard pressed to remember if Abraham comes before David, or Noah and his famous Ark came before or after Samson and Solomon. The bits and pieces of bible stories are all there - but how do they fit together? This is what our sessions aim to cover!

Each session has a passage of the Bible you can read together with your child and then some ideas of activities and thoughts you can chat about.

The banner which goes alongside this set of teaching is KEY as it enables the children to tell the story pictorially and gives them a reminder of the previous stories. You can either do this on material (and cut the pieces out of felt) or you could print the pictures and cut them out and stick them onto a long piece of wallpaper, or in a book, or get your child to draw them – it's up to you!

Original material produced by Phil and Louise Campbell including the banner pictures. Adaptations have been made to make it age specific. Additional activities have been provided by [SundaySchoolResources.co.uk](http://SundaySchoolResources.co.uk) All permissions have been sought and granted.



# LESSON 6

## EXILE! God Punishes His People

### Aim

To show the consequences of Solomon's disobedience to God in the destruction of Jerusalem and the exile of God's people into Babylon, and to build up TENSION AND EXPECTATION as to whether God will still keep his promises to Abraham, even though everything has gone wrong.

### Resources

- A castle made of Duplo or similar building blocks
- Small toy soldiers (Duplo, playmobile or similar)
- Small toy Israelite characters - not soldiers
- A simple large map on cardboard or fabric with randomly drawn boundaries between "Israel" and "Babylon". The castle must fit onto the "Israel" section of the map.

### Review

Look back over the banners, one week at a time. Help your child to identify each object and revise the story so far. Ask your child to remind you of last week's story where God told his people that if they didn't listen then there would be consequences.

### Activity

Look at your toy setup, allow your child to play a little with it. The castle is in the middle of Israel, complete with Israelites. The soldiers are in Babylon. Have your child move soldiers down from the "Babylon" area and surround the castle. Then take the Israel characters back to Babylon.

### Storytime

Prince Jehoiachin [Je-HOYA-chin] was only 18 years old when he became King of Israel. It was a long time after King Solomon had been the ruler of Israel, and there had been a lot of other kings in between. And over and over again, they'd made all the mistakes Solomon had made. Over and over again, they'd worshipped statues made out of carved wood or stone, and

they'd forgotten to obey the true God. It was an easy mistake to make, because all the other people in the lands next door worshiped idols. But just because everyone else is doing something, it doesn't mean it's right, does it? [Have a conversation about whether if someone else is doing something, should we copy them even if the thing they are doing is not right)

Well, last week we saw God said he was going to punish the people of Israel for not listening to Him. He told Solomon he was going to send them out of their beautiful land, just like Adam and Eve were sent out of their garden. And that's exactly what he did.

It wasn't very long after Jehoiachin became king. In fact, it was only three months. Here's the way it happened.

Use the models you have set up to help tell the story.

King Nebuchadnezzar was the King of Babylon. And he sent his best soldiers marching to Jerusalem. And they all surrounded the city walls so nobody could come in, and nobody could go out. Nebuchadnezzar wanted the land of Israel for himself. He wanted the city of Jerusalem. And most of all, he wanted all their gold and silver, because he was very greedy. He wanted to be the richest, toughest king around.

You know, when the people of Israel used to be listen to God and do things his way, he used to help them. There was one time when another army came and camped around the city, and God gave them such a fright they ran away. But this time, God wasn't going to help them at all. Because this time, God was going to punish them, just like he said. And he was going to use King Nebuchadnezzar from the land of Babylon to help him.

It's a very sad story. All the people in the city were getting hungry, because they couldn't go out of the city into the fields to gather food. And nobody could bring anything in. So in the end, they had to give up so they wouldn't starve to death. And so King Jehoiachin and his mother and his nobles and his officials all came out with their hands up in the air, and surrendered to King Nebuchadnezzar.

And Nebuchadnezzar took all the treasures and gold from God's temple, and from the Kings beautiful palace, and he tied the people up and took them as prisoners - first of all the King, then the officials, then the fighting men, and the artists and the craftsmen. All the people who made Israel such a wonderful place were taken away as prisoners to the land of Babylon. And only a few people were left behind.

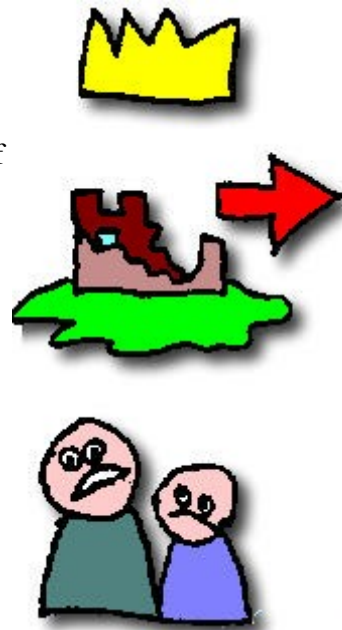
They marched and they marched, and eventually they got to Babylon. And all the people had to build houses and live there, away from God's special land that he'd promised to Abraham. God was punishing them for being disobedient, just like he said he would. And now everything was ruined. They weren't in God's land anymore. They weren't blessed and happy any more. Because they didn't want to live God's way.

Well, that leaves us with a big question, doesn't it? BECAUSE GOD MADE A PROMISE, didn't he? God told Abraham that he was going to use his family to bring blessing to the whole world. To put right everything that had gone wrong. And he told King David that there was always going to be a special King from his family to rule over God's people. But just when it looked like everything was fixed up, everyone went and ruined it again.

The question is, what's God going to do about it? Do you think God would just forget about His promises? Or do you think He might keep them in the end? That's the question to think about from now till next week!

## Banner

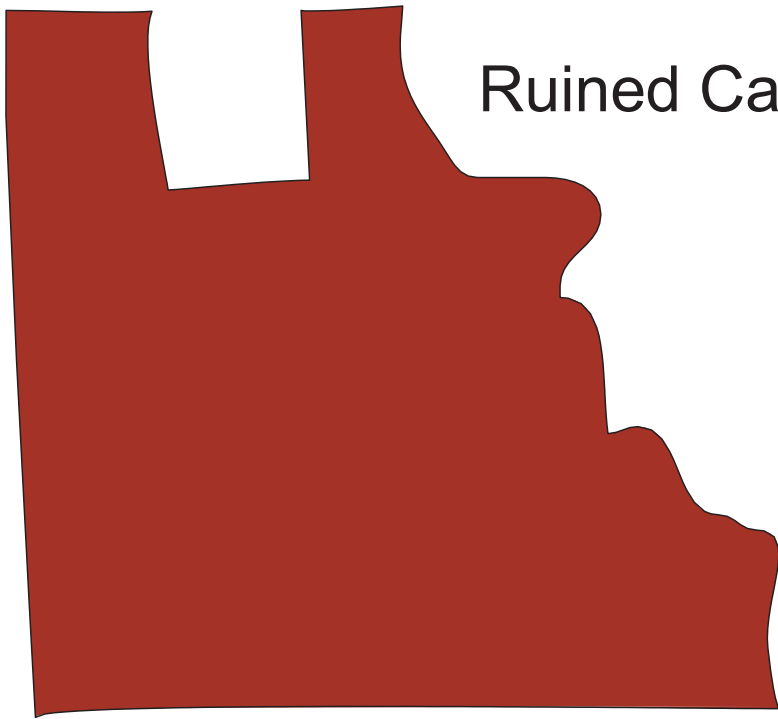
The banner this week shows a ruined palace, and sad people. God's blessing has been taken away. ASK "Where are the rest of the people?" Notice that God's crown is no longer crossed out. ASK "Why do you think there's no cross on the crown any more? [Because God is in charge of what happened. He was punishing the people of Israel for their disobedience.] NOTE: There are four more banner sections to complete after this one. Make sure you leave space.




EXILE



God's authority

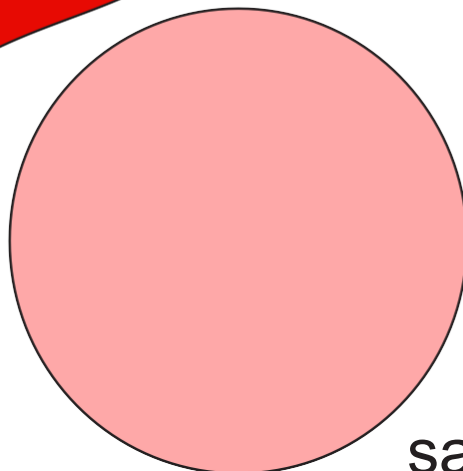




Ruined Castle



land

"out!"



sad faces

## Journey Challenge

Today we thought about the Israelites going on a journey. When they went on their journey I'm sure they saw lots of things.

Challenge: Go on a walking journey with your adult. Decide together where you're going to go and how you're going to get there. Have a look at the map and decide which roads you're going to take.

Whilst on your journey, see if you identify the following things:


- Something green \_\_\_\_\_
- Something yellow \_\_\_\_\_
- A road name \_\_\_\_\_
- Numbers to make a sum \_\_\_\_\_
- Something round \_\_\_\_\_
- Something square \_\_\_\_\_
- Something beginning with each letter of your name:

---

---

---

---



588 link: Christian Life and Faith: Bible Knowledge: General Bible Knowledge-1d

Illustrated and designed by Dieter Martin.

Copyright © 2018 by [Duke Media](#). Used by permission.

## EDIBLE MAP

Make an edible map map of your own design.

You will need:

- Rice crispies
- Marshmallows
- Butter (just a little bit)
- Baking tray
- Cling film
- Items to decorate: sultanas, sweets (strawberry laces make good roads), colouring icing pens, fruit, anything else you can think of.

To do:

- Cover a baking tray in cling film
- Melt the butter and the marshmallows together, if you do it in the microwave keep an eye on it as the marshmallow can bubble over!
- Mix the melted marshmallow together with the rice crispies
- Spread out the mix onto a baking tray so it creates a thin (ish) layer. Shape your mix with a spoon to create the edges of your map
- Decorate your map however you want to! Make sure you push your toppings down a little so they stick, if your map is too set for them to stick use icing or melted chocolate to help them stick
- Leave in the fridge to set and then cut into slices and eat!